



Youth Essay/Coloring Contest

K-5th Graders Welcome!

Sponsored by the Geneseo Chamber of Commerce Christmas Walk Committee

Updated Christmas Walk information can be found on the link below.

<https://www.facebook.com/GeneseoChamber/>


Christmas Walk Theme- “Gingerbread House Party”

Kindergarten-2nd Grade: Please decorate/color the attached Gingerbread House.


3rd Grade-5th Grade: Please draw/color a Gingerbread house and describe how you would decorate it.

- Essays should be 300 words or less.
- Deadline is Friday, December 1, 2023.
- Send essays to geneseo@geneseo.org or drop off at any Geneseo Elementary School Office or at the Geneseo Chamber of Commerce, 117 S. Oakwood Ave., Geneseo, IL.
- Winning participants will receive a \$25 Geneseo Chamber Gift Card and are invited to throw the switch to turn on the lights on the Geneseo City Christmas Tree at the lighting ceremony.
- **RULES:** This contest is open to K-5th grade students. Only one entry per person. Participants must write about the topic given for their age division. Please include the child's name, grade, name of parent or guardian, phone number and/or email address. Winners will be notified by Tuesday, December 5, 2023.

K-2



How to make a ⁽³⁻⁵⁾
Gingerbread
House





Color the gingerbread house, cut, & give to the front of the writing paper.


How to Make a
Gingerbread
House

Let me tell you how to make a gingerbread house. First, you need to make gingerbread dough.

Second, you shape the dough and bake it. Third, you have to build a house structure.

Finally, you get to

Copy gingerbread house on white paper.
Color & cut. Attach writing paper to the back.



Copy writing paper on white. Cut out and glue to the back of the gingerbread house.

Glue Here

How to Make a Gingerbread House

The writing area is a large house-shaped pentagon. It contains 12 sets of primary writing lines, each consisting of a solid top line, a dashed middle line, and a solid bottom line. The lines are arranged in a way that follows the shape of the house, with the top lines being closer together and the bottom lines being further apart.

Glue Here

The image shows a large outline of a house, intended for a craft project. The roof is a triangle, and the main body is a pentagon. The text "Glue Here" is centered at the top of the roof. The interior of the house is filled with ten sets of primary writing lines. Each set consists of three horizontal lines: a solid top line, a dashed middle line, and a solid bottom line. The lines are evenly spaced and extend across the width of the house's body.